



NANDER NOVAES EDITIONS

Beyond the Gate

(Osvaldo Vena)

(Lead Sheet Music Transcribed and Edited by Nander Novaes)

2020



Beyond the Gate

(Oswaldo Vena)

Contents

1. To Dream of Peace	1
2. O Mother Mine	6
3. Come Shalom	12
4. Demasiado Tarde	16
5. Muhammed and Me	20
6. Chico de la Calle	24
7. A Pity	28
8. Yo Quisera Ser un Ada	33
9. One Day	37
10. Peace Is a Young Mother	39
11. The Tunnel of Peace	43
12. Off to the Army	47

1. To Dream of Peace

Lyrics (adapted): Nitsa Sha'Shua, Age 13, Tel Avive
Music: Osvaldo D. Vena (2006)

Moderato (*ad libitum*)

Intro Aadd9/E Aadd9 Dadd9/A E

Voice

5 Aadd9/E *dolce* Aadd9 Dadd9/A E

La-ra-ra ___ la-ra - ra-ra-ra, ___ la-ra-ra ___ la-ra - ra-ra-ra-ra... ___

mp

9 Aadd9/E Aadd9 Dadd9/A E

Peace ___ is like dream-ing ___ of some-thing ___ e - ter - nal. ___

13 Aadd9/E Aadd9 Dadd9/A E

A fai - ry ta - le ___ both ___ old and ___ new; ___

17 F#m E F#m E

With its he - roes ___ the good and the e - vil, the love of life and death, too.

21 Aadd9 Amaj7 Dadd9/A E

To dream of peace is likethink - ing of a world with sor-row, an-ger and hate. ___

1. To Dream of Peace

25 Aadd9/E Add9 Dadd9/A E

There is a mar-ve-lous end-ing — to this sto-ry of blood,

29 F#m E F#m E7

al-though is far — a - way, and it's be - yond — the gate...

33 Aadd9/E Add9 Dadd9/A

To dream of peacis like think - ing of aworld where sor - row, an - ger and

36 E Aadd9/E Add9 Dadd9/A E Aadd9/E

hate — are no more. —

43 Aadd9/E Aadd9 Dadd9/A E *dim.*

La-ra - ra-ra-ra-ra, la - ra-ra la - ra - ra la - ra-ra. —

Interlude

a tempo (♩=132)

47 Aadd9/E Add9 Dadd9/A E

mf

51 Aadd9/A Add9 Dadd9/A E

1. To Dream of Peace

55 Add9/A Add9 Dadd9/A E

8 To dream of peace _____ in the even - ing glow , _____

59 Add9/E Add9 Dadd9/A E F#m

8 and in the morn-ing, _____ ear ly to ri se, To dream of peace and

64 E F#m E E7

8 sud-den-ly to know it will be here, not _____ o - ther wise. _____

Refrain

68 Add9/A Add9 Dadd9/A

8 To dream of peace is like think - ing of a world _____ with sor-row, an - ger and

71 E Add9/A Add9

8 ha - te. _____ There is a mar - ve - lous end - ing _____

74 Dadd9/A E F#m E

8 to this sto - ry of blood. _____ Al-though is far _____ a - way, _____

78 F#m E Add9/E

8 and it's be-yond _____ the gate... _____ To dream of peace is like _____

1. To Dream of Peace

81 Add9 Dadd9/A E Add9/E

think-ing of a world _____ where sor-row, an - ger and ha-te are no more. _____

85 Add9 Dadd9/A E

88 Add9/E Add9 Dadd9/A E

To

92 Add9/E Add9

dream, to dream, to dream, to dream of peace. _____ Let's

94 Dadd9/A E 1.

dream, let's dream, let's dream, let's dream of peace. _____ To

96 E Add9/E Add9

peace. _____ To dream, to dream, to dream, to dream of peace. _____ Let's

99 Dadd9/A F G A

dream, let's dream, let's dream, let's dream of peace. _____

1. *To Dream of Peace*

Peace is like dreaming
 Of something eternal,
 A fairy tale both old and new;
 With its heroes — the good and the evil,
 The love of life and death, too.

To dream of Peace is like thinking of a world
 With sorrow, anger and hate.
 There is a marvelous ending
 To this story of blood,
 Although it's far away,
 And it's beyond the gate...
 To dream of Peace is like thinking of a world
 Where sorrow, anger and hate
 Are no more...

To dream of Peace in the evening glow
 And in the morning, early to rise,
 To dream of Peace and suddenly to know
 It will be here, not otherwise.

To dream of Peace is like thinking of a world
 With sorrow, anger and hate,
 There is a marvelous ending
 To this story of blood,
 Although it's far away,
 And it's beyond the gate...
 To dream of Peace is like thinking of a world
 Where sorrow, anger and hate
 Are no more...

To dream, to dream, to dream, to dream of peace,
 Let's dream, let's dream, let's dream, let's dream of peace.

Lyrics (adapted): Nitsa Sha'shua, Age 13, Tel Aviv

Music: Oswaldo D. Vena

2. O Mother Mine

Lyrics (adapted): Gassoub Serhan, Age 14, Kfar Yafia (Arab Village)
 Music: Osvaldo D. Vena (2006)

Lento (ad libitum)

Intro Am B/A Bb/A Am

Ritmo de Chacarera (♩.=74)

5 Am B/A Bb/A Am Bb/A Am

1, 2, 3, 4. 5.

13 Am Dm7 G7

mf En mi sue - ño ma - dre mi - a _____ vi a un án - gel que ve - ni -

17 Cmaj.7 Dm7 G7 Cmaj.7 E Am Dm7

nia - a _____ a des - tru - ir to - das las ar - mas, los ca - ño - nes y mi -

21 Esus4 E Am Am7+ Am7 Am7+ Dm7 G7

si - les. Y en un fue - go que ar - dí - a _____ las ar - mas se con - su -

25 C Dm7 E Am Dm7 E Am 3

- mí - an, las ar - mas se con - su - mí - an. _____

31 B/A Bb/A Am Am

2. O Mother Mine

35 B/A Bb/A Am

En mi

39 Am Dm7 G7 Cmaj.7

sue - ño ma - dre mi - a

43 Dm7 G7 Cmaj.7 E Am Dm7 Esus4 E

vi a un án - gel que ve - ni - nia - a

47 Am Am7+ Am7 Am7+ Dm7 G7 Cmaj.7

des - pa - ra - man - do las ce - ni - zas so - bre la es - ce - na co - bri - za.

51 Dm7 E Am Dm7 E Am B/A

Y de en

57 Bb/A Am B/A Bb/A Am

se le - van - ta u - na tor - ca - za.

64 Am Dm7 G7 Cmaj.7

me - dio de las bra - zas

68 Dm7 G7 Cmaj.7 E Am Dm7 Esus4 E

se le - van - ta u - na tor - ca - za.

72 Bb/A Am B/A Bb/A Am

En mi

64 Am Dm7 G7 Cmaj.7

sue - ño ma - dre mi - a

68 Dm7 G7 Cmaj.7 E Am Dm7 Esus4 E

vi a un án - gel que ve - ni - a

72 Bb/A Am B/A Bb/A Am

a lle - var - se lo a Ma - ho - ma al cie - lo con Mo - i - sés les e -

2. O Mother Mine

72 Am Am7+ Am7 Am7+ Dm7 G7 Cmaj.7

xi - ge que sean sa - bios _____ y que se es - tre - chen las ma - nos, _____

76 Dm7 E Am Dm7 E Am

y que se es - tre - chen las ma - nos. _____

80 Dm7 G7 Cmaj.7

Su voz sue - na _____ co - mo true - no _____ a - un se es - cu - cha el e -

84 Am Dm7 E Dm7

- co _____ a - pú - ren - se hi - jos de

88 Am Dm7 E Am

Sem. _____ Mi - ren que ya vie - ne _____ El

92 Dm7 E Am Dm7 E Am

que a - nun - cia la paz Mi - ren que ya vie - ne _____ El

96 Dm7 E Am Dm7 E Am

que a - nun - cia la paz can - tan - do u - na can - ción de paz, _____

100 Dm7 E Am Dm7 E Am

can - tan - do u - na can - ción. _____ can - tan - do u - na can - ción de paz, _____

2. O Mother Mine

104 Dm7 Am

can - tan - do u - na can - ción.

Lento (*ad libitum*)

107 Am B/A Bb/A Am

In my

113 Am Dm7 G7 Cmaj.7 Dm7 G7

dream, O mo - ther mine, — I saw an an - gel with wings pure white break - ing the ri - fles

118 Cmaj.7 Am Dm7 Esus4 E

one by one, — shater - ing to pie - ces each gun, — which then

121 Am Am7+ Am7 Am Dm7 G7 Cmaj.7

in - to the fi - re he da - shes — and turns in - to smol - der - ing a - shes. —

Ritmo de Chacarera (♩.=74)

125 Dm7 E Am Dm7 E Am

and turns in - to smol - der - ing a - shes. —

130 B/A Bb/A Am


— In my dream of mo - ther mi -

134 B/A Bb/A Am

ne I saw an an - gel with wings pure white. —

2. O Mother Mine

138 B/A B \flat /A Am



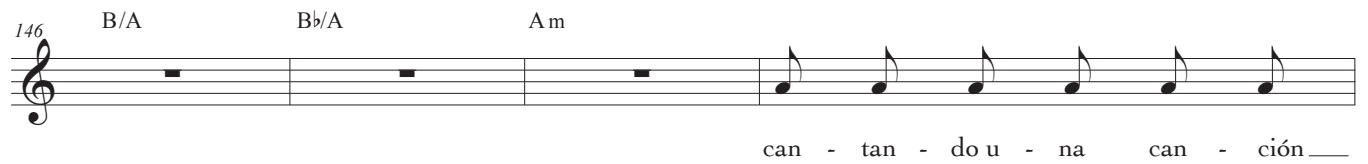
En mi sue - no ma - dre mi -

142 B/A B \flat /A Am



- a vi a un án - gel que ve - nía - a

146 B/A B \flat /A Am



can - tan - do u - na can - ción

150 B/A B \flat /A Am



- de paz, can - tan - do un - na - can - ción. En mi sue - no ma - dre mi -

154 B/A B \flat /A Am




- a vi a un án - gel que ve - ní - a can - tan - do u - na can - ción

158 B/A B \flat /A Am



- de paz, can - tan - do un - na - can - ción,

162 B/A B \flat /A Am



can - tan - do u -

cresc.
166 B/A B \flat /A Am



f na can - ción.

2. O Mother Mine

OH, MADRE MIA

En mi sueño madre mía
Vi a un ángel que venía
A destruir todas las armas
Los cañones y misiles
Y en un fuego que ardía
Las armas se consumían

En mi sueño madre mía
Vi a un ángel que venía
Desparramando las cenizas
Sobre la escena cobriza
Y de en medio de las brazas
Se levanta una torcaza

En mi sueño madre mía
Vi a un ángel que venía
A llevarse a Mahoma
Al cielo con Moisés
Les exige que sean sabios
Y que se estrechen las manos

Su voz suena como trueno
Aun se escucha el eco
Apúrense hijos de Sem
Miren que ya viene
El que anuncia la paz
Cantando una canción de paz
Cantando una canción

O, MOTHER MINE

In my dream, O mother mine
I saw an angel with wings pure white
Breaking the rifles one by one,
Shattering to pieces each gun,
Which then into the fire he dashes
And turns into smoldering ashes

In my dream, O mother mine,
I saw an angel with wings pure white
Scattering the ashes clean
Over the glittering scene.
And the ashes turn into a dove
Hovering over the East

In my dream, O mother mine,
I saw an angel with wings pure white
Lifting Moses and Mohammed
Lifting them up to the skies
And demanding they shake hands
And demanding they be wise

I heard his voice thunder
and echo after them:
Quick, make haste, O sons of Shem-
Behold he is coming,
The herald of Peace is coming
Singing a song of praise to Peace,
Singing a song of praise

In my dream, O mother mine,
I saw an angel with wings pure white
Breaking the rifles one by one,
Shattering to pieces each gun,
Which then into the fire he dashes
And turns into smoldering ashes

In my dream, O mother mine I saw an angel with wings pure white
En mi sueño madre mía vi a un ángel que venía
Cantando una canción de paz, cantando una canción
(Singing a song of praise to Peace, singing a song of praise)
Cantando una canción
(Singing a song of praise)

Lyrics (adapted): Gassoub Serhan, Age 14, Kfar Yafia (Arab Village)

Music: Oswaldo D. Vena

3. Come Shalom

Lyrics (adapted): Nurith Peretz, Age 14 1/2, Bat Yam

Music: Osvaldo D. Vena (2006)

Moderato

Voice

A E F#m E D E

7 F#m E D E E7 A

13 F E A E F#m

mf To Gil - bo - a, Ta - bor Mount from a - bove looks

17 E D E A

down and news you would not be - lieve sends with glee.

21 F E A E F#m

Ri-ver Jor-dan in - to Ga - li-lee runs and brings a - no - ther

25 E D E A

ru - mor. Long ex - pec - ted and fa - mi - liar and yet for - got - ten.

29 D7 A D7 A

Yes, for - got - ten, yes, for - got - ten.

3. Come Shalom

(Cello Solo)

33 D7 D7 D#7 E7 A

37 E F#m E D

41 E F#m D

(Voice)

45 E A F E A

In the wa - ter — fish are

49 E F#m E D

talk - ing — not with voi - ces — but with eyes send - ing to e - very -

53 E A F E A

one con - gra - tu - la - tions. To the flo - wers — in the

57 E F#m E D

mea - dows the wind is tell - ing a se - cret hop - ing — they would not for -

61 E A Am B/A

get to tell you and — me. —

3. Come Shalom

65 B \flat /A A Am B/A

8 _____ Come, _____ come,

69 B \flat /A A Am B/A

8 come Sha - lom _____ our _____ Peace. _____ Come, _____ come, _____

73 B \flat /A A Am B/A

8 come Sha - lom _____ our _____ Peace. _____ Come, _____ come, _____

77 B \flat /A A D7(9) A

8 come _____ Sha-lom our Peace. _____ Sha - lom our Peace, _____

81 D7(9) A D7(9) D7(9) D \sharp 7(9) E7(9)

8 yes, _____ our _____ Peace. _____

3. *Come Shalom*

To Gilboa, Tabor Mount
From above looks down
And news you wouldn't believe
Sends with glee.
River Jordan into Galilee runs
And brings another rumor
Long expected and familiar
And yet forgotten.
(Yes, forgotten, yes forgotten)

In the water fish are talking
Not with voices but with eyes
Sending to everyone congratulations.
To the flowers in the meadows
The wind is telling a secret
Hoping they would not forget
To tell you and me.

Come, come, come Shalom our Peace

Lyrics (Adapted): Nurith Peretz, Age 14 1/2, Bat Yam

Music: Osvaldo D. Vena

4. Demasiado Tarde

(Treble clef instrument solo)

26 *espress.* F Bbm/F

30 F Bbm/F

34 Ebm Bbm Bbm/Ab

38 F/Eb Bbm **To Coda**

(Voice)

42 Bbm F
Po - co a po - co fue ma-tan - do _____ a los que yo mas que - rí -

45 Bbm F
- a. _____ Me di cuen - ta que la dro - ga _____ de na-da ser - vi -

49 Bbm Bb7 Ebm C7
- a _____ por - que un buen dí - a _____ no sen - tí la vi -

4. Demasiado Tarde

53 *rit.* *a tempo* **D.S. al Coda**

F Ebm/Bb Db F Bbm

8 - da — por - que e-se dí - a — yo ya no e - xis - tí - a. —

58 *rit.*

Φ F Ebm Db 3 3 F Bbm

8 Cuan-do me qui-ze a-cor - dar — e - ra de-ma-sia-do — tar - de.

The image shows a musical score for the song 'Demasiado Tarde'. It consists of two staves of music in a 3/8 time signature. The first staff starts at measure 53 and contains the lyrics '- da — por - que e-se dí - a — yo ya no e - xis - tí - a. —'. Above the staff, there are performance instructions: 'rit.' (ritardando) and 'a tempo' (return to tempo). Chord symbols are placed above the staff: F, Ebm/Bb, Db, F, and Bbm. The second staff starts at measure 58 and contains the lyrics 'Cuan-do me qui-ze a-cor - dar — e - ra de-ma-sia-do — tar - de.'. Above the staff, there are performance instructions: 'rit.' and 'D.S. al Coda'. Chord symbols are placed above the staff: Φ, F, Ebm, Db, and Bbm. There are also triplets indicated by a '3' over the notes in measures 59 and 60.

4. Demasiado Tarde

DEMASIADO TARDE (Milonga)

Cuando me quize acordar
Era demasiado tarde
Y todo lo que tenía
Empezo a nublarse
El sol y la luna
Ya no salían
Y todo mi mundo
Ya no existía

Poco a poco fue matando
A los que yo mas quería
Me di cuenta que la droga
De nada servía
Porque un buen día
No sentí la vida
Porque ese día
Yo ya no existía.

Cuando me quize acordar
Era demasiado tarde.

TOO LATE

Before I knew it
It was already too late
and everything I had
started to get clouded over;
the sun and the moon
did not appear anymore
and my whole world
ceased to exist.

Little by little it started to kill
those who I loved the most
I realized that drugs
were useless
because one fine day
I couldn't feel life
because that day
I ceased to exist.

Before I knew it
It was already too late.

Lyrics (adapted): Yamila Vallejos, Age 15, Ciudad Oculta, Buenos Aires

Music: Osvaldo D. Vena

5. Muhammed and Me

Lyrics : Tamar Sharon, Age 9.5, Savyon
 Music: Osvaldo D. Vena (2006)

Allegro (♩=82)

Intro

D D7+ D6 D7+ D D7+ D6 D7+

5 D D7+ D6 D7+ Em Em/D# Em/D Em/D#

mf When peace will come to ___ be down the path-ways we ___ will run, ___ a-mong the

9 A7 D B7 Em A7 D7+ B7

the grass in the or - chard. Mu - ham - med and me, ___ Mu -

13 Em A7 D D7+ D6 D7+ Em Em/D#

ham - med and me. Hum. _____

17 Em/D A7 D D7+ D6 D7+ D D7+ D6 D7+

___ When peace will come to ___ be,

22 Em Em/D# Em/D Em/D# A D B7

I'll give my hand to Mu-ham-med, to the Jor-dan we will go, ___ to -

26 Em A7 D B7 Em A7 D

ge - ther sing and hum, to - ge - ther sing and hum.

5. Muhammed and Me

30 G D/F# Em A7 D B7

When peace will be oneve-ry side, Arm_ in arm we shall go_____ the two of

34 Em A7 D B7 Em A7 D D7+

us hik - ing all over,_____ to Je - ru - sa - lem we'll take a ride.

38 D6 D7+ Em Em/D# Em7 A7 D D7+

We'll take a ride,_____ will take a ride._____

42 D6 D7+ Em Em/D# Em7 A7 D D7+ D6 D7+

We'll take a ride,_____ will take a ride.

Instrumental Bridge (harmonica)

con brio

Harm. 47 *mf*

Harm. 51

When peace will come and fight-ing ends, we_ shall walk then hold-ing hands, as

55 A7 D B7 Em A7 D B7

far as _____ Gi - le - ad, _____ two hap - py friends,

5. Muhammed and Me

59 Em A7 D D7+ D6 D7+ Em Em/D#

two hap - py friends. Two hap - py friends, _____

63 Em A7 D D7+ D6 D7+ Em Em/D#

— two hap - py friends, — two hap - py friends, —

67 Em7 A7 D D7+ D6 D7+ Em Em/D#

— two hap - py friends. Hap - py friends, —

71 Em7 A7 D D7+ D6 D7+ Em Em/D#

hap - py friends. Hap - py friends, —

75 Em7 A7 D D7+ D6 D7+ Em Em/D#

hap - py friends. Hap - py, hap - py, hap - py, hap - py

79 Em7 A7 D D7+ D6 D7+

friends, Hap - py, hap - py, hap - py, hap - py friends.

82 *dim.* Em Em/D# Em7 A7 D *rit.*

Hap - py, hap - py, hap - py, hap - py friends, — hap - py friends.

5. *Muhammed and Me*

When Peace will come to be
 Down the pathways we will run,
 Among the grass in the orchard.
 Muhammed and me,
 Muhammed and me.

When Peace will come to be,
 I'll give my hand to Muhammed,
 To the Jordan we will go,
 Together sing and hum,
 Together sing and hum.

When Peace will be on every side,
 Arm in arm we shall go
 The two of us hiking all over,
 To Jerusalem we'll take a ride.
 We'll take a ride, we'll take a ride
 We'll take a ride, we'll take a ride

When Peace will come and fighting ends,
 We shall walk then, holding hands,
 As far as Gilead,
 Two happy friends, two happy friends.
 Two happy friends, two happy friends.
 Two happy friends, two happy friends.
 Happy, happy, happy friends,
 Happy, happy, happy friends,
 Happy, happy, happy friends,
 Happy friends.

Lyrics : Tamar Sharon, Age 9,5, Savyon

Music: Osvaldo D. Vena

6. Chico de la Calle

(Street Kid)

Lyrics (adapted): Oscar Garay, Age 15
Ciudad Oculta, Buenos Ayres
Music: Osvaldo D. Vena (2006)

Lento (ad libitum)

Intro

Em Am7 C7(9) rit.

Cello

mf espress.

Voice

B7 Em Am7

mf Chi-co de la cal-le _____ con frío y con ham-bre _____ duer-mes en el

C7(9) B7 Em

ban - co _____ de a-quel vie - jo an - dén _____ va-cio - o de tren. _____

Am7 D7 G *dim.* B7

f Te fruis-te de ca - sa _____ ha-ce mu-cho tiem-po, — *mf* za-pa-ti-llas y jeans con-tra el

Em Am7 Em

vien-to. _____ Y los que te mi-ran _____ nun-ca en-te-de - rán _____ cuan-to to-da-

C7(9) B7 Am D7

ví - a _____ ex-tra - ñas a ma - má. _____ *f* To-das al pa-sar _____ te

G *dim.* B7 Em

mi-ran con des-pre - cio — *mf* pe-ro nin-gu-no ha-cia vos sien-te a - pre-cio. — No en-tien-den que

6. Chico de la Calle

22 Am7 Em C7(9)



pa - sa por tu ca - be - ci - ta que so - lo an - he - la an - dar en ca - le -

25 B7 Em Am7




si - ta. Chi - co de la cal - le con frío y con ham - bre duer - mes en el

28 C7(9) B7 Em




ban - co de a - quel vie - jo an - dén va - cio - o de tren.

Cello 31 Am7 D7 G D/F# F° E7 Am7



mf *espress.*

34 C7(9) B7 Voice



Voice

Hoy ves a los

37 Em Am7 C7(9)



ri - cos y a los no tan ri - cos en - trar en el ci - ne y en el res - tau -

40 B7 Em Am7



rant. Y vos so - la - men - te que - res u - na vuel - ta que tu ro - pas

43 C7(9) B7 Am7 D7



f Que in - jus - to es el mu - do y que

6. Chico de la Calle

46 *G* *dim.* *B7* *Em*

tris - te es la vi - da — si a la ca - le - si - ta — no po - dés su - bir. Tan so - lo u - na

mf

49 *Am7* *Em* *C7(9)*

vuel - ta — te de - vol - ve - ría — tu sue - ño de ni - ño y se - rí - as — fe -

52 *B7* *Em* *Am7*

liz. Chi - co de la cal - le — con frío y con ham - bre — duer - mes en el

55 *C7(9)* *B7* *rit. Em*

ban - co — de a - quel vie - jo an - dén — va - cí - o de tren. —

The musical score is written in G major (one sharp) and 2/4 time. It consists of four staves of music. The first staff (measures 46-48) features a melody with a 'dim.' (diminuendo) dynamic marking. The second staff (measures 49-51) includes a 'mf' (mezzo-forte) dynamic marking. The third staff (measures 52-54) continues the melody. The fourth staff (measures 55-57) concludes the piece with a 'rit.' (ritardando) marking. Chord symbols are placed above the staff to indicate the harmonic accompaniment.

CHICO DE LA CALLE

Chico de la calle con frío y con hambre
Duermes en el banco de aquel viejo andén
Vacío de tren.

Te fuiste de casa hace mucho tiempo
Zapatillas y jeans contra el viento
Y los que te miran nunca entenderán
Cuanto todavía extrañas a mamá.

Todos al pasar te miran con desprecio
Pero ninguno hacia vos siente aprecio
No entienden que pasa por tu cabecita
Que solo anhela andar en calesita.

Hoy ves a los ricos y a los no tan ricos
Entrar en el cine y en el restaurant
Y vos solamente quieres una vuelta
Que tus ropas sucias no permitirán.

Que injusto es el mundo y que triste la vida
Si a la calesita no podes subir
Tan solo una vuelta te devolvería
Tu sueño de niño y serías feliz.

STREET KID

Street kid, cold and hungry
sleeping in that abandoned station
empty of trains.

You left home a long time ago
sneakers and jeans against the wind
and those who see you will never understand
how much you still miss your mom.

Everybody looks at you with contempt
no one seems to really like you
they don't know that you only want
to take a ride in the merry-go round.

You see wealthy and not so wealthy people
go to the movies and to restaurants
and you only want to take a ride
that your dirty clothes will never allow.

How unjust is the world, how sad is life
if you can't go on the merry-go round
for only one ride would give you back
your dream, and you would be happy.

Lyrics (adapted): Oscar Garay, Age 15, Ciudad Oculta, Buenos Aires

Music: Osvaldo D. Vena

7. A Pity

Lyrics (adapted): Idan Brayer, Age 10, Ashkelon
 Music: Osvaldo D. Vena (2006)

Intro

Voice

E

A pi-ty, all this has been a

5 B7/F# C#m

pi-ty, so let's for - get _____ and ___ start a - gain.

9 E7 A B

Go on, _____ go on and ne - ver

13 C#m F# B7

cease to love _____ to - mor - row's _____ peace.

17 E E

Give us the strength to for -

21 B7/F# C#m

get _____ the ter - ri - ble things, _____ the ___ night-mare of

25 E7 A B

war _____ the strength _____ to smile and hap - py _____

7. A Pity

69 C#m E7



the night-mare of war the

73 A B C#m



strength to smile and hap - py be to

77 F# B7 E



live in our home our State, and free.

81 A Am



Live on through Yom Kip-pur days hear the Shof - ar blow

84 E A



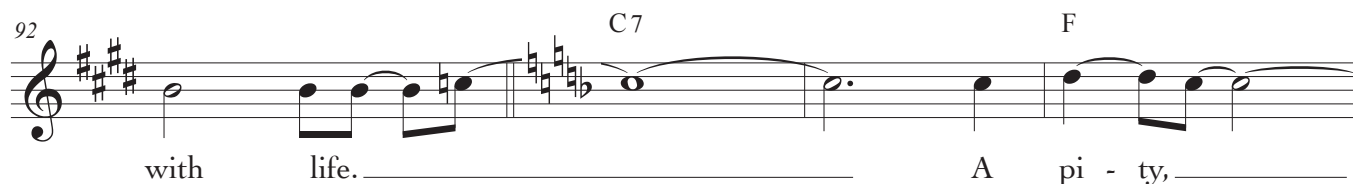
and not the si - rens scream. Year a - fter year re -

88 Am E



mem-ber those who fell in the strife en - trust - ing us with life,

92 C7 F



with life. A pi - ty,

96 C7/G Dm



all this has been a pi - ty so let's for - get

7. A Pity

100 F7 Bb

and start a - gain. _____ Go on _____ go

Detailed description: This musical staff covers measures 100 to 103. It begins with a treble clef, a key signature of one flat (Bb), and a 7/8 time signature. The melody consists of eighth and quarter notes. Chords F7 and Bb are indicated above the staff.

104 C7 Dm G7

on and ne - ver _____ cease _____ to love _____ to -

Detailed description: This musical staff covers measures 104 to 107. It continues the melody from the previous staff. Chords C7, Dm, and G7 are indicated above the staff.

108 C7/G F Bb

mor - row's _____ peace. _____ Go on _____ go

Detailed description: This musical staff covers measures 108 to 111. The melody continues with eighth and quarter notes. Chords C7/G, F, and Bb are indicated above the staff.

112 C7/G Dm G7

on and ne - ver _____ cease _____ to love - to -

Detailed description: This musical staff covers measures 112 to 115. The melody continues. Chords C7/G, Dm, and G7 are indicated above the staff.

116 C7/G F Dm G7

mor - row's _____ peace, _____ to love - to -

Detailed description: This musical staff covers measures 116 to 119. The melody continues. Chords C7/G, F, Dm, and G7 are indicated above the staff.

120 C7/G F Dm G7

mor - row's _____ peace, _____ to love _____ to -

Detailed description: This musical staff covers measures 120 to 123. The melody continues. Chords C7/G, F, Dm, and G7 are indicated above the staff.

124 C7/G F Gm C7 F

mor - row's _____ peace, _____ to love to - mor - row's _____ peace.

Detailed description: This musical staff covers measures 124 to 127. The melody concludes with a double bar line. Chords C7/G, F, Gm, C7, and F are indicated above the staff.

7. *A Pity*

A pity, all this has been a pity
 So let's forget and start again.
 Go on, go on and never cease
 To love tomorrow's peace,

Give us the strength to forget
 The terrible things, the nightmare of war
 The strength to smile and happy be
 To live in our home, our State, and free.

Live on through Yom Kippur days
 Hear the Shofar blow and not the sirens scream,
 Year after year remember those
 Who fell in the strife entrusting us with life, with life.

Give us the strength to forget
 The terrible things, the nightmare of war
 The strength to smile and happy be
 To live in our home, our State, and free.

Live on through Yom Kippur days
 Hear the Shofar blow and not the sirens scream,
 Year after year remember those
 Who fell in the strife entrusting us with life, with life.
 With life...

A pity, all this has been a pity
 So let's forget and start again.
 Go on, go on and never cease
 To love tomorrow's peace,

Lyrics (adapted): Idan Bryer, Age 10, Ashkelon

Music: Osvaldo D. Vena

8. You Quisera Ser un Hada

Moderato
Ritmo de Chamamé

Lyrics (adapted): Jazmin Blen Llusco Velazco, Age 9,
Ciudad Oculta, Buenos Aires
Music: Osvaldo D. Vena (2006)

Intro (harmonica solo)

mf espress.

5

9

13

17

(Voice) *mf* Yo qui-se-ra ser un ha-da pa-ra es-te mun-do cam-biar.

21

25

29

del al-cohol y las dro-gas y sean hom-bres de ver-dad.

8. You Quisera Ser un Hada

Refrain

33 *f* Por e - so a Dios le pi - do _____ de to do el co - ra - zón que

37 cam - bie a es - te mun - do _____ y nos de su ben - di - ción.

41 Por e - so a Dios le pi - do _____ de to do el co - zón que

45 cam - bie a es - te mun - do _____ y nos de su ben - di - ción.

Instrumental Bridge (Guitar Solo)

49 *mf con brio*

53

57

61

65 *mf* Yo qui-se-ra ser un ha - da _____ y a los ni - ños de-fen - der

8. You Quisera Ser un Hada

69 *B7/F#* *Em* *A7* *D*

de las in - jus - ti - cias que sue - len su - ce - der.

73 *Em* *A7* *D*

Yo qui-se-ra ser un ha - da y a los ni - ños pro - te - ger —

77 *B7/F#* *Em* *A7* *D*

del ham - bre y la pro - bre - za que sue - len su - ce - der.

81 *Refrain* *G* *A7* *F#m*

f Por e - so a Dios le pi - do de to do el co - ra - zón que

85 *B7(-9)/F#* *Em* *A7* *D*

cam - bie a es - te mun - do y nos de su ben - di - ción.

89 *G* *A7* *F#m*

Por e - so a Dios le pi - do de to do el co - zón que

93 *B7(-9)/F#* *Em* *A7* *D*

cam - bie a es - te mun - do y nos de su ben - di - ción.

Harmonica solo

97 *D* *Em* *A7* *D*

mf con brio

101 *B7/F#* *Em* *A7* *D*

8. You Quisiera Ser un Hada

YO QUISIERA SER UN HADA

Yo quisiera ser un hada
Para este mundo cambiar
En vez de llanto y hambre
Que halla amor y paz

Yo quisiera ser un hada
Para a los jóvenes salvar
Del alcohol y las drogas
Y sean hombres de verdad

Pore so a Dios le pido
Con todo el corazón
Que cambie a este mundo
Y nos de su bendición

Yo quisiera ser un hada
Y a los niños defender
De las injusticias
Que suelen suceder

Yo quisiera ser un hada
Y a los niños proteger
Del hambre y la pobreza
Que suelen suceder

I WOULD LIKE TO BE A FAIRY

I would like to be a fairy
and be able to change the world
so instead of tears and hunger
there can be love and peace

I would like to be a fairy
and be able to save young people
from alcohol and drugs
so they can become real men

That's why today I pray
with all my heart:
may God change the world
and give us His blessing

I would like to be a fairy
and be able to defend children
from the injustices
that happen sometimes

Y would like to be a fairy
and be able to protect children
from hunger and poverty
that happen sometimes

Lyrics (adapted): Jazmin Belen Llusco Velazco, Age 9, Ciudad Oculta, Buenos Aires

Music: Osvaldo D. Vena

9. One Day

Music and lyrics: Osvaldo D. Vena (2006)
Transcribed by Nander Novaes (2020)

Intro

(Ad libitum) Em

Am7

C

(Organ Solo)

5

B7

(Trombone Solo)

Em

Am7

8

11

C

B7

14

Em

Am7

(Voice)

One day — we will live at peace, one day war will have an end,

18

C

B7

one day we will walk and dance on the streets where blood was shed.

22

Em

Em7

A7

One day we will live at peace, one day war will have an end,

9. One Day

26 Cmaj7/G B7

one day _____ all our pro - blems _____ we shall mend. _____

Detailed description: This block contains the first three measures of the song. The key signature has one sharp (F#). Measure 26 starts with a Cmaj7/G chord and contains the notes G4, A4, B4, C5. Measure 27 continues with the notes B4, A4, G4, F#4. Measure 28 features a B7 chord and contains the notes G4, A4, B4, C5, with a triplet of G4, A4, B4. The lyrics are: "one day _____ all our pro - blems _____ we shall mend. _____".

(Guitar solo - drive)

29 B7 Am7 Em/G B7/F# Em 1/4 Am7

34 C 1/4 B7

Detailed description: This block contains a guitar solo from measures 29 to 34. Measure 29 starts with a B7 chord and contains a quarter rest followed by a quarter note G4. Measure 30 has an Am7 chord and contains a quarter note G4. Measure 31 has an Em/G chord and contains a quarter note G4. Measure 32 has a B7/F# chord and contains a quarter note G4. Measure 33 has an Am7 chord and contains a quarter note G4. Measure 34 has a C chord and contains a quarter note G4. The lyrics are: "_____".

Refrain

(Voice) 38 Em Am7

One day, _____ one day, _____

42 C B7

one day, _____ oh... _____

46 Em Am7

One day we will all em-brace, one day we won't live with fear,

50 C B7

one day laugh-ter will re - turn and will ne - ver dis - ap - pear.

54 Em Em7 A7

One day we will live at peace, one day war will have an end,

Detailed description: This block contains the vocal refrain from measures 38 to 57. Measure 38 has an Em chord and contains the notes G4, A4, B4, C5. Measure 39 has an Am7 chord and contains the notes G4, A4, B4, C5. Measure 40 has an Em chord and contains the notes G4, A4, B4, C5. Measure 41 has an Am7 chord and contains the notes G4, A4, B4, C5. Measure 42 has a C chord and contains the notes G4, A4, B4, C5. Measure 43 has a B7 chord and contains the notes G4, A4, B4, C5. Measure 44 has a B7 chord and contains the notes G4, A4, B4, C5. Measure 45 has a B7 chord and contains the notes G4, A4, B4, C5. Measure 46 has an Em chord and contains the notes G4, A4, B4, C5. Measure 47 has an Am7 chord and contains the notes G4, A4, B4, C5. Measure 48 has an Am7 chord and contains the notes G4, A4, B4, C5. Measure 49 has an Am7 chord and contains the notes G4, A4, B4, C5. Measure 50 has a C chord and contains the notes G4, A4, B4, C5. Measure 51 has a B7 chord and contains the notes G4, A4, B4, C5. Measure 52 has a B7 chord and contains the notes G4, A4, B4, C5. Measure 53 has a B7 chord and contains the notes G4, A4, B4, C5. Measure 54 has an Em chord and contains the notes G4, A4, B4, C5. Measure 55 has an Em7 chord and contains the notes G4, A4, B4, C5. Measure 56 has an A7 chord and contains the notes G4, A4, B4, C5. Measure 57 has an A7 chord and contains the notes G4, A4, B4, C5. The lyrics are: "One day, _____ one day, _____ one day, _____ oh... _____ One day we will all em-brace, one day we won't live with fear, one day laugh-ter will re - turn and will ne - ver dis - ap - pear. One day we will live at peace, one day war will have an end,".

9. One Day

58 *C/G* *B7* **(Organ Solo)**

one day — all our pro - bles we shall mend.

62 *Em* *Am7*

66 *C* *B7* **(Guitar Solo)** *Em*

71 *Am7* *C*

(Swing) (Swing)

76 *B7* *Em* **(Trombone Solo)**

(Swing)

80 *Am7* *C*

84 *B7* *Em* *Am7*

(Swing)

89 *C* *B7*

(Swing)

9. One Day

94 Em Am7
One day, _____ one day, _____

98 C B7
one day, _____ oh... _____

102 Em7 Am7
One day, _____ one day, _____

106 C B7
one day, _____ oh... _____

110 Em Em7 A7
One day, _____ one day, _____

114 C7(9) Em Em7
one day _____ peace will reign. _____

118 A7 C7(9) Em
(hum) _____ peace _____ will reign.

9. One Day

One day we will live at peace,
One day war will have an end,
One day we will walk and dance
On the streets where blood was shed.

One day we will live at peace,
One day war will have an end,
One day all our problems we shall mend.

Chorus

One day, one day, one day
Oh.....

One day we will all embrace,
One day we won't live with fear
One day laughter will return
And will never disappear.

One day we will live at peace,
One day war will have an end,
One day all our problems we shall mend.

Music and lyrics: Osvaldo D. Vena